

# Referrals en ICS2

17 de noviembre 2021

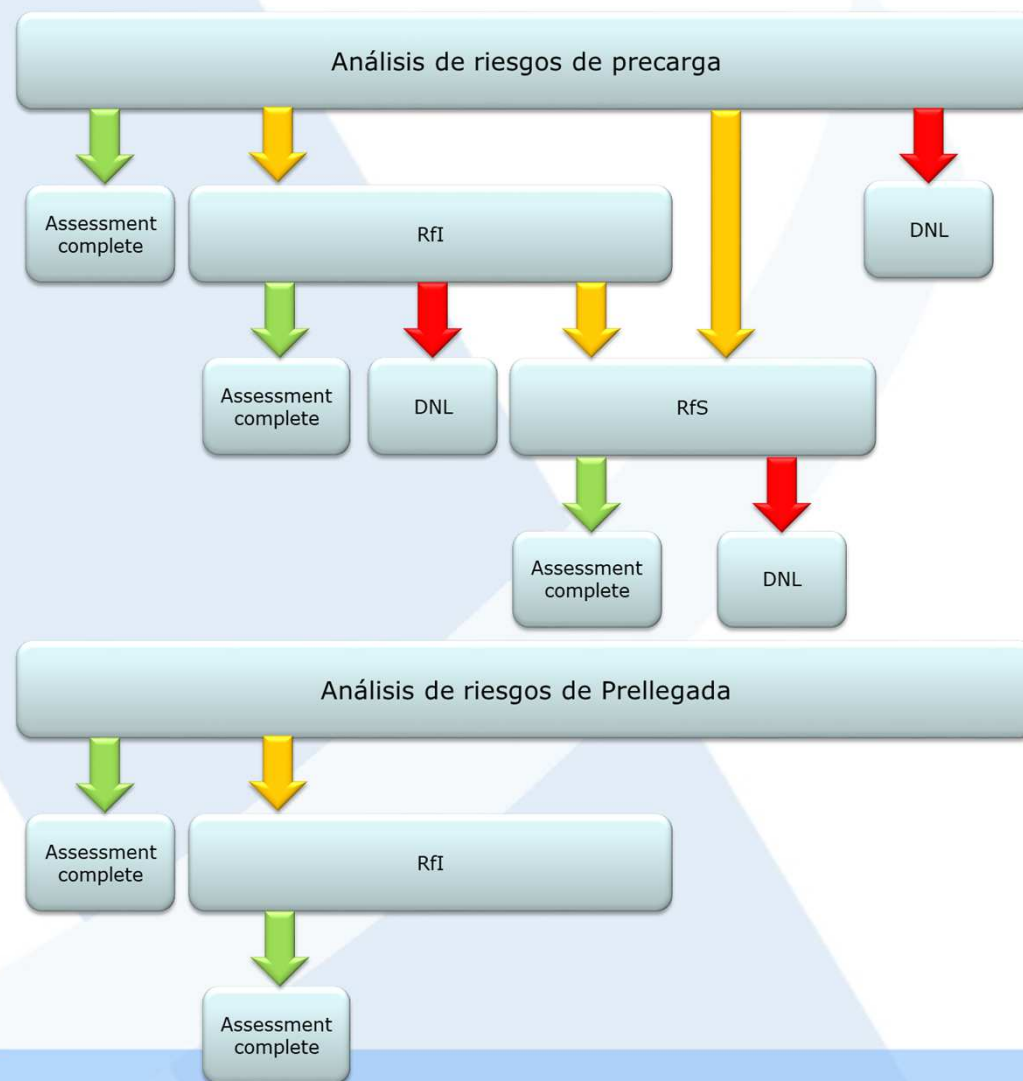


## Guía de Referrals

- Guía sobre el protocolo de Referrals:  
[https://ec.europa.eu/taxation\\_customs/system/files/2020-06/ics2-eu-guidance-air-cargo-security-referral-protocols\\_en.pdf](https://ec.europa.eu/taxation_customs/system/files/2020-06/ics2-eu-guidance-air-cargo-security-referral-protocols_en.pdf)
- Guía sobre la descripción de mercancías:  
[https://ec.europa.eu/taxation\\_customs/system/files/2021-03/guidance\\_acceptable\\_goods\\_description\\_en.pdf](https://ec.europa.eu/taxation_customs/system/files/2021-03/guidance_acceptable_goods_description_en.pdf)

## Presentar un referral

- Cualquier tipo de referral se puede presentar durante el análisis de riesgos de precarga.
- Durante el análisis de riesgos de prelegada solo se permiten Rfls
- No existe una secuencia predefinida
- Solo se puede realizar una petición a la vez ...
- aunque se pueden presentar tantos secuencialmente como se consideren oportunos antes del Assessment complete





## Requisitos generales

- Los mensajes intercambiados deben seguir las especificaciones del Sistema ICS2
- La respuesta por parte de los OE a un referral es obligatoria según la normativa aduanera de la UE
- Se recomienda el uso del inglés en los referrals
- Las solicitudes y respuestas están codificadas con el propósito de reducir en la medida de lo posible los problemas lingüísticos
- Si el transportista es distinto del declarante, podría ser notificado también sobre los referrals, siempre que lo haya solicitado y sea conocido.



## Assessment complete (AC)

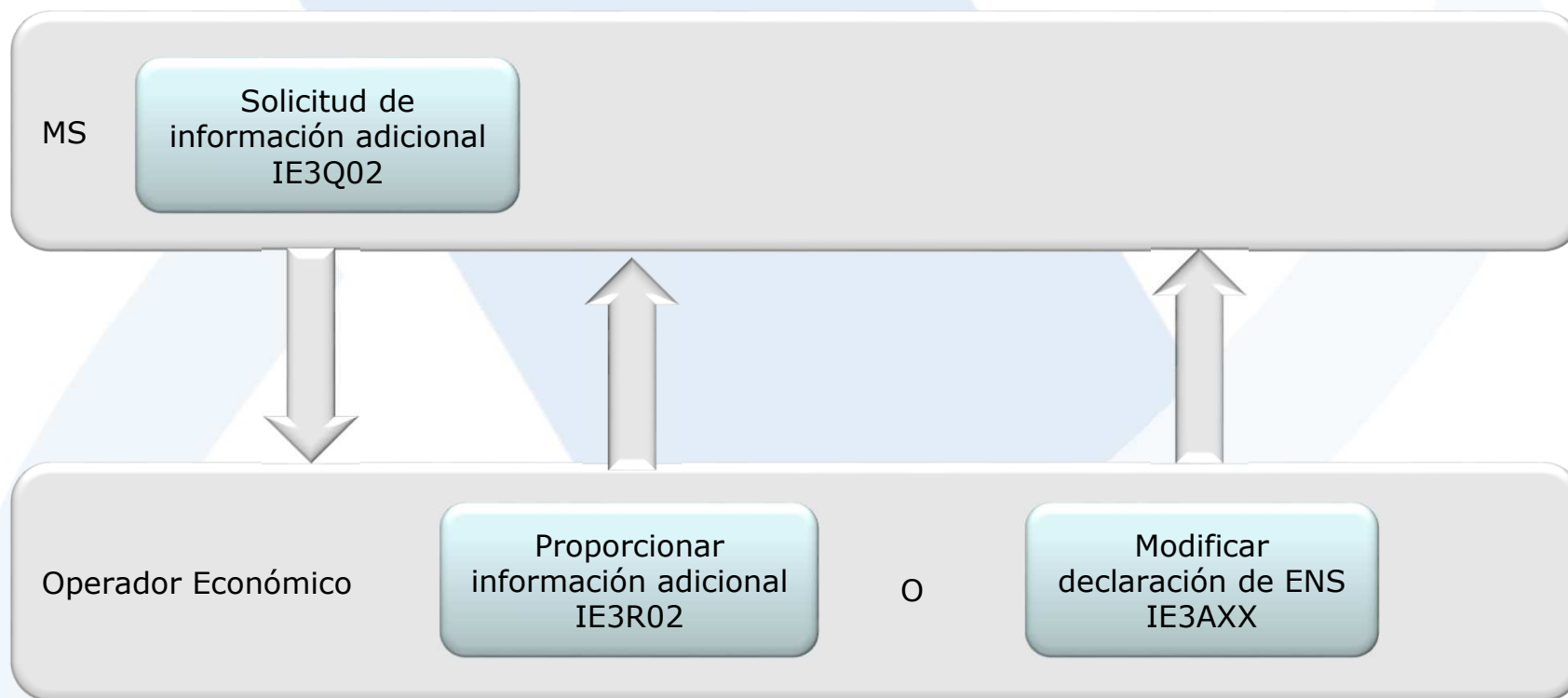
- **Assessment complete no es un referral, es el resultado del proceso de análisis de riesgos**
- **Es una decisión del declarante/representante y del transportista (si es distinto del declarante) si quiere o no recibir el AC. Esta decisión se configura en las preferencias del STI**
- **En la fase de precarga el AC se remite por House consignment, no por ENS presentada.**
- **En la fase de prelegada el AC se remite por MRN de ENS presentada.**
- **En la fase de prelegada, en el supuesto de que no haya ningún DNL, se incluye solo en Título de transporte Master en cada AC. En el supuesto de que haya un DNL, se listarán los HC no afectados por los DNLs, o los receptáculos no afectados, o los contenedores no afectados, dependiendo del tipo de declaración de ENS.**

## Assessment complete (AC)

Occurs	Data class/element	Explanation
<b>IE3N03</b>		
1..1	<b>MRN</b>	Registration number of the ENS filing
1..1	<b>Completion date</b>	Date of completion of the risk assessment
1..1	<b>Assessment complete</b>	
0..1	<b>Transport document (House level)</b>	
1..1	<b>Reference number</b>	Reference number of the transport document (HAWB, postal item number (S10))
1..1	<b>Type</b>	Type of the transport document
1..1	<b>Responsible Member State</b>	
1..1	<b>Country</b>	Member State responsible for the risk assessment
0..1	<b>Representative</b>	
1..1	<b>Identification number</b>	EORI number of the representative (if declared in the ENS filing)
0..1	<b>Declarant</b>	
1..1	<b>Identification number</b>	EORI number of the declarant



## Solicitud de información







## RFI – Solicitud de información adicional

Code	Description
<b>B10</b>	Provide phone number and e-mail address(es) of Consignor
<b>B20</b>	Provide phone number and e-mail address(es) of Consignee
<b>C10</b>	Confirm PLACI data elements
<b>D10</b>	Provide all available documents
<b>S10</b>	Provide information whether HRCM screening has taken place

Code	Text used	Description
<b>B10</b>	No	
<b>B20</b>	No	
<b>C10</b>	Yes	Customs will specify that they want to have confirmation of a specific PLACI data.
<b>D10</b>	No	
<b>S10</b>	No	





## Ejemplo (1)

Code	Text	Example of request
<b>B20</b>		EO is expected to provide the telephone number and/or e-mail address of the consignee.
<b>C10</b>	Consignee name	‘Beautiful Angel’ is given as name of the consignee. In this case, the EO should confirm the correctness of the provided information against the available documentation.
<b>C10</b>	Consignor post code	The EO is expected to verify the correctness of the post code of the consignor declared in the ENS in other sources.
<b>D10</b>		The EO is expected to provide as attachment images of all available documents accompanying the consignment.
<b>S10</b>		EO is expected to inform whether the HRCM screening had been performed. If yes, the method and the result of such screening is also expected to be provided.



## RFI – Solicitud de información adicional

Occurs	Data class/element	Explanation
<b>IE3Q02</b>		
1..1	<b>Document issue date</b>	The date of the RFI request
1..1	<b>MRN</b>	Registration number of the ENS filing
1..1	<b>Responsible Member State</b>	
1..1	<b>Country</b>	Member State which is issuing the RFI
0..1	<b>Representative</b>	
1..1	<b>Identification number</b>	EORI number of the representative (if declared in the ENS filing)
0..1	<b>Transport document (House level)</b>	
1..1	<b>Reference number</b>	Reference number of the transport document (HAWB, postal item number (S10))
1..1	<b>Type</b>	Type of the transport document
1..1	<b>Declarant</b>	
1..1	<b>Identification number</b>	EORI number of the declarant
1..99	<b>Referral request details</b>	
1..1	<b>Referral request reference</b>	Unique identifier of the referral request
1..1	<b>Request type</b>	When RFI is issued requesting additional information to be provided, the code 'RFI' will be used
0..99	<b>Supporting documents</b>	
1..1	<b>Reference number</b>	Reference number of the supporting document as declared in the ENS filing
1..1	<b>Type</b>	Type of the document as declared in the ENS filing
0..99	<b>Additional information</b>	
0..1	<b>Code</b>	Codes 'B10', 'B20', 'C10', 'D10' and 'S10' can be used
0..1	<b>Text</b>	
0..1	<b>Information type</b>	Default code 'R1' will be used



## RFI petición de modificación

Code	Description
<b>A10</b>	Amend Consignor name
<b>A20</b>	Amend Consignor address
<b>A30</b>	Amend Consignee name
<b>A40</b>	Amend Consignee address
<b>A50</b>	Amend number of packages
<b>A60</b>	Amend description of goods
<b>A70</b>	Amend gross mass



## Ejemplo (2)

Code	Text	Example of request
<b>A10</b>	consignor name 'ABCD123'	Consignor name does not look like a real one. It should be verified and, if it is not correct, corrected via the ENS amendment.
<b>A20</b>	Street name is same as city name	Consignor address in which street name is same as place name. EO is expected to correct the erroneous data.
<b>A20</b>	Consignor city spelling mistake	Consignor address with a spelling mistake: after the spelling mistake is clarified, the EO amends the PLACI data.



## RFI petición de modificación

Occurs	Data class/element	Explanation
<b>IE3Q02</b>		
1..1	<b>Document issue date</b>	The date of the RFI request
1..1	<b>MRN</b>	Registration number of the ENS filing
1..1	<b>Responsible Member State</b>	
1..1	<b>Country</b>	Member State which is issuing the RFI
0..1	<b>Representative</b>	
1..1	<b>Identification number</b>	EORI number of the representative (if declared in the ENS filing)
0..1	<b>Transport document (House level)</b>	
1..1	<b>Reference number</b>	Reference number of the transport document (HAWB, postal item number (S10))
1..1	<b>Type</b>	Type of the transport document
1..1	<b>Declarant</b>	
1..1	<b>Identification number</b>	EORI number of the declarant
1..99	<b>Referral request details</b>	
1..1	<b>Referral request reference</b>	Unique identifier of the referral request
1..1	<b>Request type</b>	When RFI is issued requesting the amendment of the ENS filing, the code 'AMD' will be used
0..99	<b>Additional information</b>	
0..1	<b>Code</b>	Codes 'A10', 'A20', 'A30', 'A40', 'A50', 'A60' and 'A70' will be used
0..1	<b>Text</b>	
0..1	<b>Information type</b>	Default code 'R1' will be used



## Contestación a un Rfl

Code	Description
<b>A00</b>	Amendment is not possible
<b>B00</b>	Additional information cannot be provided
<b>B01</b>	Additional information is provided
<b>C00</b>	PLACI data element is not confirmed
<b>C01</b>	PLACI data element is confirmed
<b>D00</b>	No documents can be provided
<b>D01</b>	Documents are provided
<b>D02</b>	Additional information provided
<b>S00</b>	HRCM screening not performed
<b>S01</b>	HRCM screening performed



### Ejemplo (3)

RFI request code	RFI request text	RFI response code	RFI response text	Explanation
A20	Street name is the same as city	A0	No street name exists, name of the village is repeated as workaround	EO was requested to amend the consignor address, in which street name is same as city name. After clarification that the village or place has no street name, this workaround is used by EO. No amendment is triggered.
B20	-	B01	+32123456789	If the telephone number of the consignee is available, it is provided.  The telephone number should have the international phone number format as defined in the ITU-T recommendation E.123 (02/2001): '+country code'phone number'
B20	-	B01	addressee@email.com	If the e-mail address of the consignee is available, it is provided.
B20	-	B00	-	If neither telephone number, nor the e-mail address of the consignee is available, this response code is provided.



## Contestación a un Rfi

Occurs	Data class/element	Explanation
<b>IE3R02</b>		
1..1	<b>Document issue date</b>	The date of the RFI response
1..1	<b>MRN</b>	Registration number of the ENS filing
1..1	<b>Responsible Member State</b>	
1..1	<b>Country</b>	Member State which issued the RFI
0..1	<b>Representative</b>	
1..1	<b>Identification number</b>	EORI number of the representative (if declared in the ENS filing)
1..1	<b>Declarant</b>	
1..1	<b>Identification number</b>	EORI number of the declarant
1..99	<b>Additional information response</b>	
1..1	<b>Referral request reference</b>	Unique identifier of the referral request
0..99	<b>Additional information</b>	
0..1	<b>Code</b>	Codes 'A00', 'B00', 'B01', 'C00', 'C01', 'D00', 'D01', 'D02', 'S00' and 'S01' will be used
0..1	<b>Text</b>	
0..1	<b>Information type</b>	Default code 'R2' will be used
0..9	<b>Binary attachment</b>	

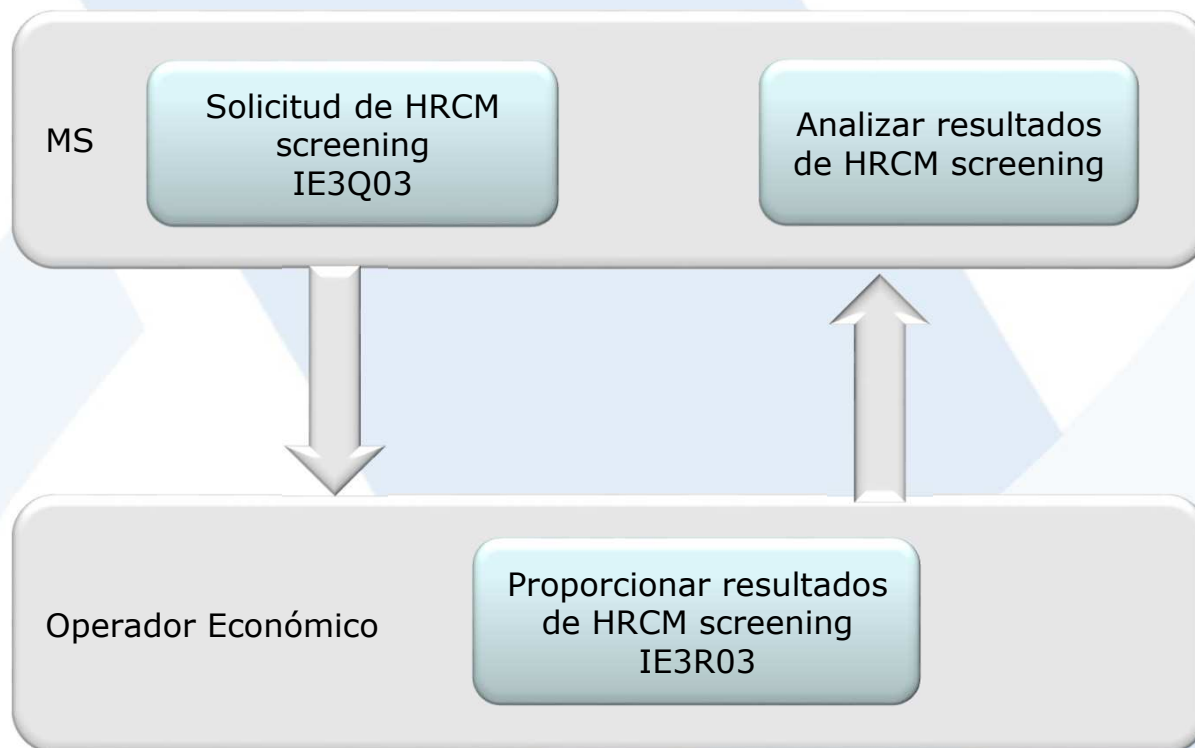
## Modificación de una ENS

**Si la modificación de la ENS obedece a una solicitud de modificación por un RFI, se debe incluir el Referral request reference del referral que solicitó la modificación en el mensaje de modificación de declaración de ENS**

Occurs	Data class/element	Explanation
IE3A43/IE3A32		
1..1	Document issue date	
0..1	Referral request reference	Referral request reference received from customs via RFI message IE3Q02
1..1	MRN	
1..1	Specific circumstance indicator	



## Petición de HRCM (High Risk Cargo and Mail) screening





## Petición de HRCM screening

Occurs	ICS2 Name	UCC Name
<b>IE3Q03</b>		
1..1	<b>Document issue date</b>	The date of the RFS request
1..1	<b>MRN</b>	Registration number of the ENS filing
1..1	<b>Responsible Member State</b>	
1..1	<b>Country</b>	Member State which is issuing the RFI
0..1	<b>Representative</b>	
1..1	<b>Identification number</b>	EORI number of the representative (if declared in the ENS filing)
0..1	<b>Transport document (House level)</b>	
1..1	<b>Reference number</b>	Reference number of the transport document (HAWB, postal item number (S10))
1..1	<b>Type</b>	Type of the transport document
1..1	<b>Declarant</b>	
1..1	<b>Identification number</b>	EORI number of the declarant
1..99	<b>Referral request details</b>	
1..1	<b>Referral request reference</b>	Unique identifier of the referral request
0..1	<b>Recommended HRCM screening method</b>	Codes 'AOM', 'CMD', 'EDD', 'EDS', 'ETD', 'PHS', 'VCK', 'XRY' will be used.
1..1	<b>Request type</b>	Default code 'RFS' will be used
0..1	<b>Transport document (House level)</b>	
0..1	<b>Reference number</b>	Reference number of the transport document (HAWB, postal item number (S10))
0..1	<b>Type</b>	Type of the transport document



## Contestación a un HRCM screening

Occurs	ICS2 Name	UCC Name
	<b>IE3R03</b>	
1..1	<b>Document issue date</b>	The date of the RFS response
1..1	<b>MRN</b>	Registration number of the ENS filing
1..1	<b>Responsible Member State</b>	
1..1	<b>Country</b>	Member State which is issuing the RFI
0..1	<b>Representative</b>	
1..1	<b>Identification number</b>	EORI number of the representative (if declared in the ENS filing)
0..1	<b>Transport document (Master level)</b>	
1..1	<b>Reference number</b>	Reference number of the transport document (HAWB, postal item number (S10))
1..1	<b>Type</b>	Type of the transport document
1..1	<b>Declarant</b>	
1..1	<b>Identification number</b>	EORI number of the declarant
1..99	<b>HRCM screening results</b>	
1..1	<b>Referral request reference</b>	Unique identifier of the referral request
1..1	<b>Result</b>	Codes '1 - No alarm' and '2 - Alarm' will be used
2..9	<b>Screening method</b>	
1..1	<b>Method</b>	Codes 'AOM', 'CMD', 'EDD', 'EDS', 'ETD', 'PHS', 'VCK', 'XRY' will be used.
0..99	<b>Additional information</b>	
0..1	<b>Text</b>	
0..1	<b>Information type</b>	Default code 'R4' will be used
0..9	<b>Binary attachment</b>	
	eCSD can be attached to the response	
0..1	<b>Transport document (House level)</b>	
1..1	<b>Reference number</b>	Reference number of the transport document (HAWB, postal item number (S10))
1..1	<b>Type</b>	Type of the transport document



## Mensaje de No carga

**Se puede pedir un No carga de un HC, de un receptáculo o de un contenedor (R3)**

Occurs	Data class/element	Explanation
<b>IE3Q01</b>		
1..1	<b>Document issue date</b>	The date of the DNL request
1..1	<b>MRN</b>	Registration number of the ENS filing
1..1	<b>Responsible Member State</b>	
1..1	<b>Country</b>	Member State which is issuing the DNL
0..1	<b>Representative</b>	
1..1	<b>Identification number</b>	EORI number of the representative (if declared in the ENS filing)
0..1	<b>Transport document (House level)</b>	
1..1	<b>Reference number</b>	Reference number of the transport document (HAWB, postal item number (S10))
1..1	<b>Type</b>	Type of the transport document
0..1	<b>Declarant</b>	
1..1	<b>Identification number</b>	EORI number of the declarant
1..1	<b>Do not load details</b>	
0..1	<b>Transport document (House level)</b>	
1..1	<b>Reference number</b>	Reference number of the transport document (HAWB, postal item number (S10))
1..1	<b>Type</b>	Type of the transport document